Integrated Workflow Solution

i6000™ Infinity

Multifunctional Staining System for Research

EZ-Retriever® IR System

All-in-One | All-at-Once

- The i6000™ is designed to work seamlessly with the EZ-Retriever® providing eco-friendly de-waxing, rehydration, and Antigen-Retrieval
- Broad range of optimized ready-to-use reagents

Parameters	i6000™ Infinity
Automation	Peroxide block to counterstaining
Slide capacity	60 slides
Reagent capacity	60 reagent vials
Reagent vial capacity	20 mL
Bulk reagent carboy & capacity	1 x 10 L, 1 x 10 L
Waste container & capacity	1 x 20 L
Slide sensing	Open
Reagent sensing	Open
Reagent dispense volumes	100-800 µL

Parameters	i6000™ Infinity
Reagent dispenser	Pipette tips
Configuration	Table mounted
Protocols	Open Template
Operating temperature	15-30 °C
Operating humidity	15%-55% RH
Operating voltage	115/230 V AC, 60/50 Hz, 300 W
Dimensions (D/W/H)	24'' x 40.5'' x 18.5''
Weight	130 lb/59 Kg

© 2024 BioGenex Laboratories, Inc. All Rights Reserved Doc. No. 907-40810 RevE

USA : 48810 Kato Road, Suite 100E & 200E, Fremont, CA 94538 USA
India : Aerospace & Precision Engineering, TSIIC SEZ, Adibatla, Telangaa-501510
China : Shanghai Exhibition Center, No.1000 Middle Yan An Road, Shang Hai Shi, China, 200041

Customer service - US : customerservice@biogenex.com
Customer service - India : indiacs@biogenex.com
Customer service - Global : internationalcs@biogenex.com
Instrument support : instrument.care@biogenex.com
Reagent support : reagentsupport@biogenex.com

For US
T: +1-510-824-1400
T: +1-800-421-4149
F: +1-510-824-1490

For India
T: +91-6309448856

For China
T: +86-21-2220-6680
F: +86-21-2220-6679

For Other Countries
T: +91-7702301043

www.biogenex.com

BioGenex
Accelerating the pace of precision Oncology

i6000™ Infinity

Multifunctional Staining System for Research

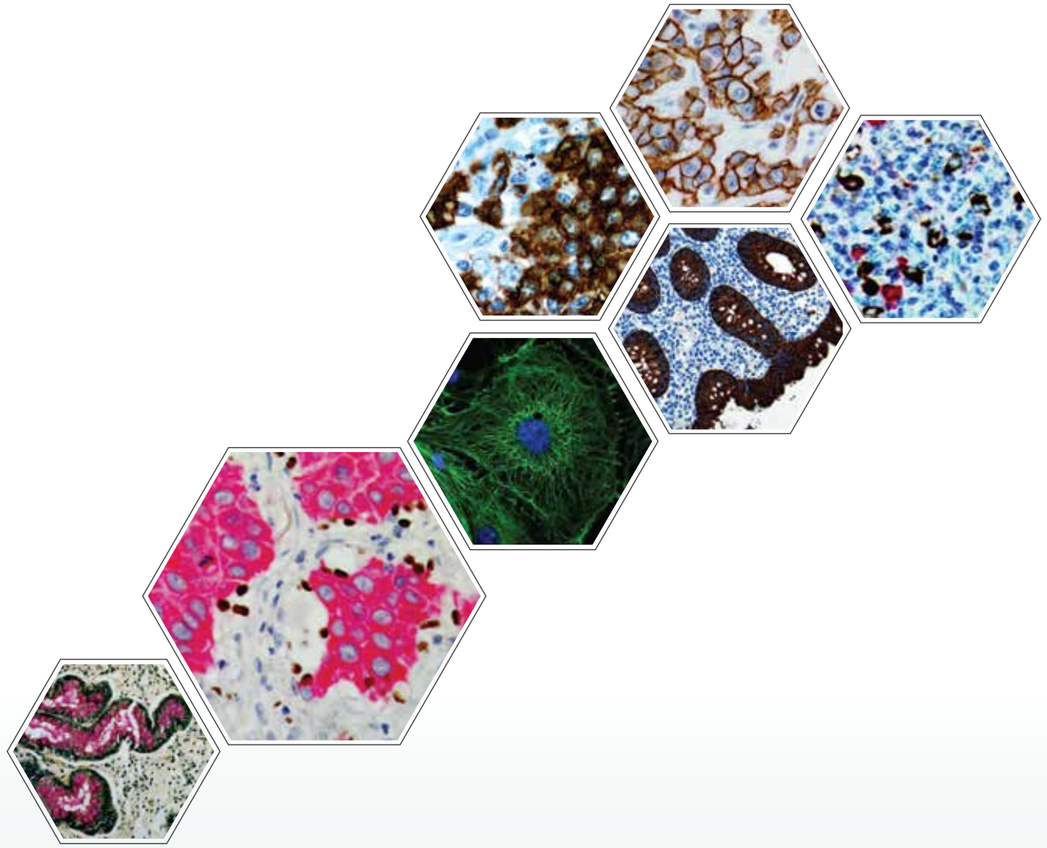

Optimize up to 60 assay parameters in a single run

All-in-One

IHC, IF and Multiplex

BioGenex
Accelerating the pace of precision Oncology

Key Features & Benefits

Accelerate the Pace of Discovery

- Fully open system to automate any manual protocol
- Multi-functional system performs multiplex IHC, IF and Special Stains
- Multi-format specimen analysis - frozen, FFPE, cell preparations, smears, and FNAs
- Simultaneous optimization of up to 60 assay parameters
- Unattended overnight run option
- High-throughput up to 200 slides in 8 hr shift

Flexible, Safe and Easy to Use

- Pre-optimized ready to use or user-defined reagents
- Multiple slide processing options – Random, Continuous, and STAT
- Disposable pipette tips – eliminates cross contamination
- Store user defined protocols

Open Intuitive Software

- Customize protocols by editing individual slide processing parameters
- Edit and fine-tune pre-defined/stored protocols
- Audio and visual alerts at every step for manual intervention
- Real-time slide map including time to completion
- Pause the run at any step for manual intervention

Customized Reporting System

- Crystal reports
- Regulatory compliance and INDA submission
- Run parameters, reagent expiration dates, and specimen used
- Reagent inventory management

The System





Liquid Level Sensor

- Ensures adequate reagent in the vials to perform staining
- Eliminate false negatives

Removable Reagent Racks (2x30 vials)

- Offers quick and convenient storage of reagent vials
- Enables multiple staining protocols to be carried out in a single run

Disposable Pipette Tips

- Eliminates cross-contamination of reagents

Removable Slide Racks with Splash Guard (5x12 Slides)

- Provides contamination free staining

Accelerate your Research with Walk away Multifunctional Staining System

IHC

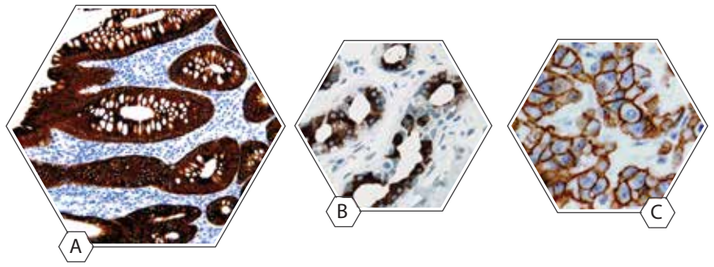

A. Anti-CK18
B. Anti-GCDFP-15
C. Anti-ErbB-2/Her2

Multiplex Stains

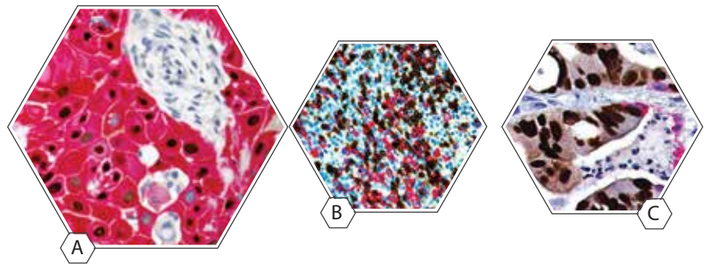

A. SCC - Anti-p63 + Anti-CK5
B. Tonsil - Anti-CD3 + Anti-CD20
C. Metastatic Carcinoma in Lung Anti-CDX2 + Anti-CK7

Accelerate your Research with Multifunctional Staining System

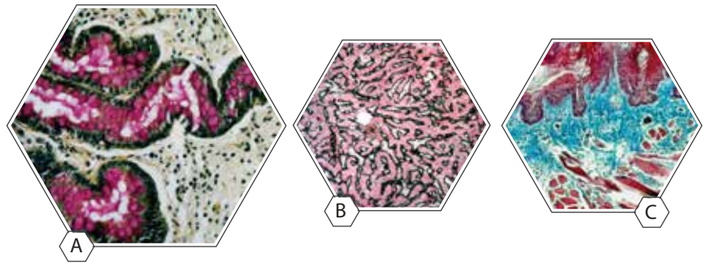

A. Mucicarmine in Intestine
B. Reticulin-Nuclear Fast Red in liver
C. Masson's Trichrome in Skin

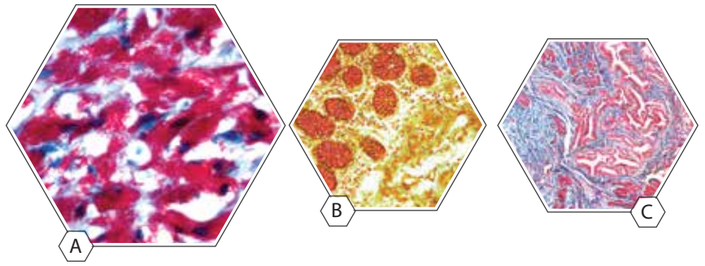

A. Acid-Fast Bacteria (AFB) Blue Stain
B. Mucicarmine Stain
C. Gomori's Trichrome Blue Stain